

Tap-To-Refill Your Prescriptions

How does this work?

Remember to **keep your prescriptions at the pharmacy**

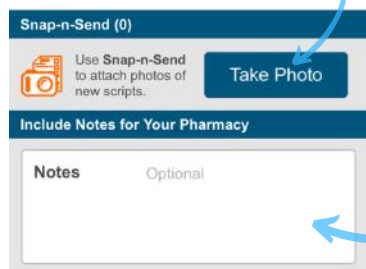


Order your prescriptions to be filled ahead of time, by clicking on the **Tap-To-Refill** icon:

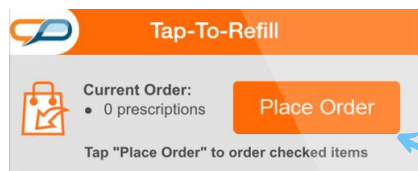


Just **tick the box** to select the items you would like filled

If you have a new prescription that you haven't taken to the pharmacy yet, take a photo first using the **Snap-n-Send** function

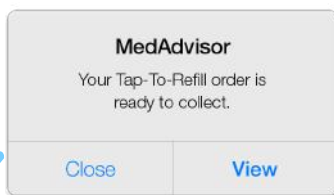


You can also **type some notes** to accompany your order

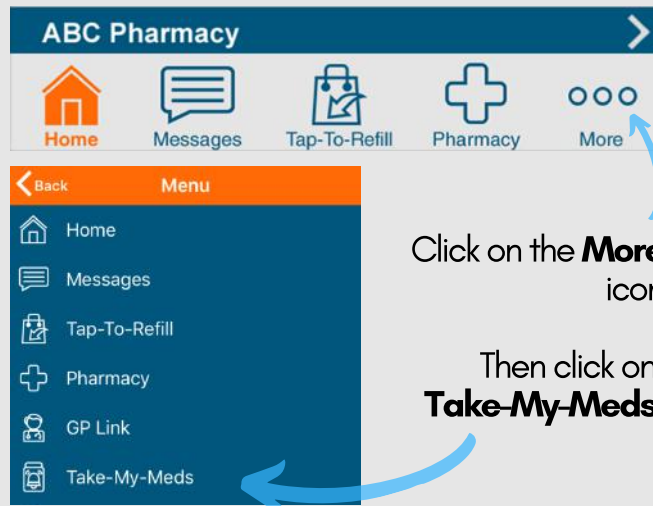


Click **Place Order** to notify the pharmacy

You will receive a **message** from the pharmacy when your items are ready to collect



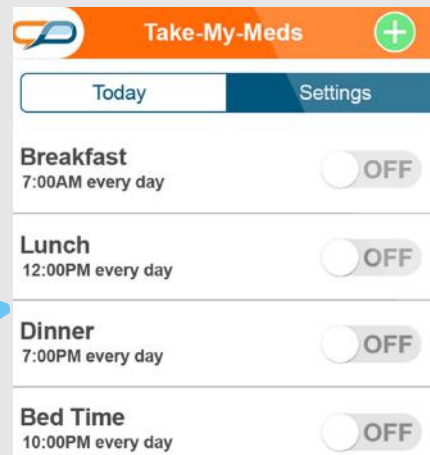
Set Reminders to Take Your Medications



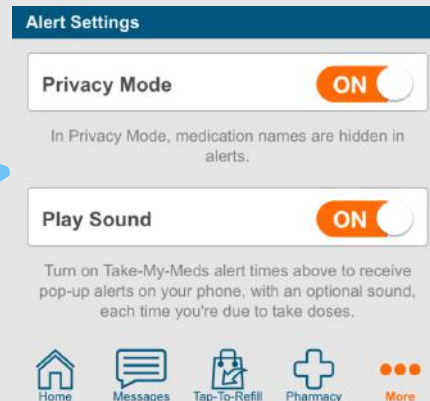
Click on the **More** icon

Then click on **Take-My-Meds**

Set which reminders you would like to **turn ON**



You can also adjust your **alert settings**



Your Medications Made Easy

- Automatic update of your medication list
- Order prescriptions from your mobile phone
- Set reminders to take your medications
- Read information about your medications
- And much more!



Start Your App Now!

- Get an SMS from your pharmacy with an activation link
- Follow the prompts to validate
- Download the Mobile App
- Start the App and check your medication list

The Home Screen

The home screen is where you will see your medication list

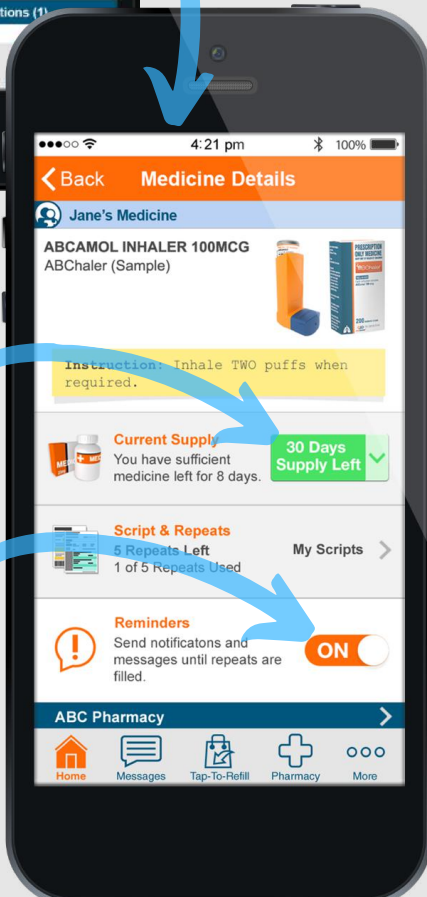
-  No supply left
-  Few left
-  Still plenty

Click on each of the medication on the list and check / update the following:

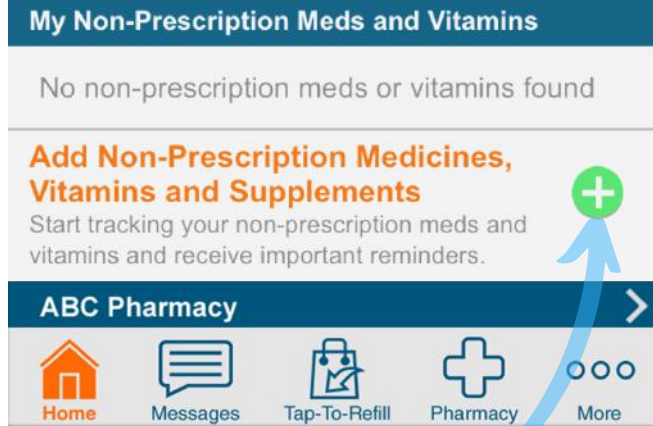


Click here and update the **days supply left** if required

Turn this **ON** if you would like to receive reminders to fill your scripts at the pharmacy



Add Over-The-Counter Items to Your List



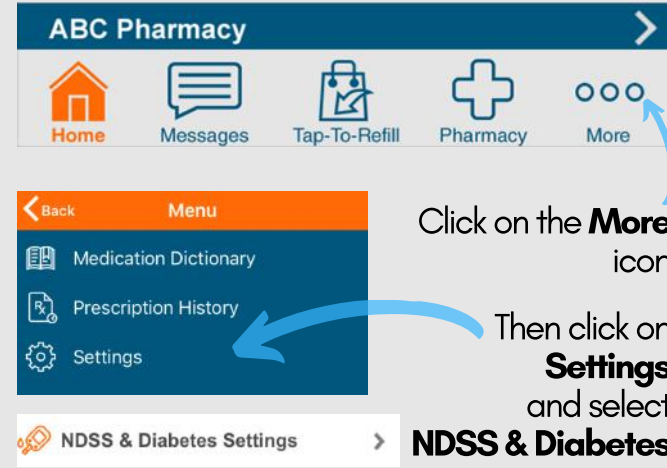
Click the **plus icon** to add items.

You can **search** or **browse** for your product to add



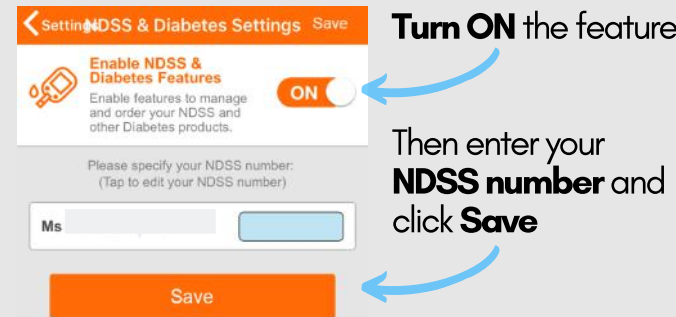
Or you can add your own **custom product**

Add NDSS Items to Your List



Click on the **More** icon

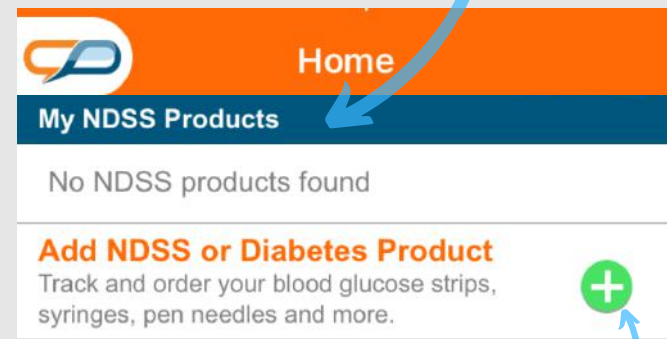
Then click on **Settings** and select **NDSS & Diabetes**



Turn **ON** the feature

Then enter your **NDSS number** and click **Save**

You will now see **My NDSS Products** section on the home screen



Click the **plus icon** to add your NDSS items.